

# Environmental Product Declaration

In accordance with ISO 14025:2006 and EN 15804:2012+A2:2019/AC:2021 for:

Nivell System -Acoustic Leveling Floor



Nivell System



Programme	The International EPD System, <a href="http://www.environdec.com">www.environdec.com</a>
Programme operator	EPD International AB
Type of EPD	EPD of a single product from a manufacturer/service provider
EPD registration number	EPD-IES-0028123
Version date	2026-04-13
Validity date	2031-04-12


An EPD should provide current information and may be updated or unpublished if conditions change. To find the latest version of the EPD and to confirm its validity, see [www.environdec.com](http://www.environdec.com).

# General Information

## Programme information

Programme	The International EPD System
Address	EPD International AB Box 210 60 SE-100 31 Stockholm Sweden
Website	<a href="http://www.environdec.com">www.environdec.com</a>
E-mail	<a href="mailto:support@environdec.com">support@environdec.com</a>

## PCR and verification

Product Category Rules (PCR)	<p>CEN standard EN 15804 serves as the Core Product Category Rules (PCR)</p> <p>PCR 2019:14 Construction products v.2.0.1 &amp; c-PCR-006 Wood and wood-based products for use in construction (EN 16485)</p> <p>PCR review was conducted by the Technical Committee of the International EPD System. See <a href="https://environdec.com/about-us/the-international-epd-system-about-the-system">https://environdec.com/about-us/the-international-epd-system-about-the-system</a> for a list of members. Review chair: Rob Rouwette (chair) and Noa Meron (co-chair). The review panel may be contacted via the Secretariat <a href="http://www.environdec.com/contact">www.environdec.com/contact</a>.</p>
Third-party verification:	<p>External and independent "third-party") verification of the declaration and data, according to ISO14025:2006, via EPD verification through:</p> <p><input checked="" type="checkbox"/> Individual EPD verification without a pre-verified LCA/EPD tool</p> <p>Third-party verifier: Vijay Thakur, Eco-Assure Verification &amp; Advisory</p> <div style="text-align: center;">  </div> <p>Approved by: The International EPD System</p>
<p>Procedure for follow-up of data during EPD validity involves third party verifier: <input type="radio"/> Yes <input checked="" type="radio"/> No</p>	

## Ownership and limitations on use of EPD

The EPD owner has the sole ownership, liability and responsibility for the EPD. EPDs within the same product category but published in different EPD programmes, may not be comparable. For two EPDs to be comparable, they shall be based on the same PCR (including the same first-digit version number) or be based on fully aligned PCRs or versions of PCRs; cover products with identical functions, technical performances and use (e.g. identical declared/functional units); have identical scope in terms of included life-cycle stages (unless the excluded life-cycle stage is demonstrated to be insignificant); apply identical impact assessment methods (including the same version of characterisation factors); and be valid at the time of comparison.

## Information about EPD owner

### Owner details

EPD owner	Nivell System
Contact	Gustaf Ehn
Contact details	gustaf.ehn@nivellsystem.se, +46702766906
Address	Nivell System AB Förrådsgatan 35 B SE-542 35 MARIESTAD Sweden
Description of the organisation	<p>Nivell System was founded in 1993 following the development of a floor leveling system designed to address uneven joists and significant height variations in floors, in both renovation and new construction projects. The system uses a patented and type-approved joist with pre-drilled and threaded holes, in combination with the Nivell adjustment screw, to enable precise and reliable floor leveling.</p> <p>Since then, the product range has been continuously refined and expanded to include functional flooring solutions such as ventilated floors, acoustic floors, installation floors, and systems for outdoor applications. The focus remains on durable, efficient, and easy-to-install solutions that ensure stable performance and a long service life.</p>
Product-related or management system-related certifications:	<p>The product has a type approval at RISE Institute of Sweden. The product meets the requirements set out in Chapter 8, Section 4, item 1 of the Planning and Building Act (PBL) in the respects and under the conditions specified in this type approval and is therefore approved in accordance with the provisions of the following sections of the Swedish Building Regulations (BBR) and the National Board of Housing, Building and Planning's regulations and general advice on the application of European structural design standards (EKS).</p> <p>In addition the systems meet the requirements in Bygghandboken, Sunda Hus et.al</p>
Life Cycle Assessment (LCA)	Magnus Lundqvist

## Product Information

### Product details

Product name(s)	Nivell System -Acoustic Leveling Floor
Product description:	<p>Requirements for sound insulation in multi-residential buildings, offices, preschools, schools—and even single-family homes—are increasing. Nivell's acoustic floor system reduces impact sound transmitted through ceilings, walls, and floors, such as footsteps from adjacent levels within the building. Airborne noise from sources such as TV, radio, and speech is also attenuated through the floor construction.</p> <p>The subfloor construction is designed for uneven surfaces and can be height-adjusted to meet the specific requirements and conditions of the building. The Nivell system consists of a wooden joist, an adjustment screw, and an effective sound-dampening pad.</p>
UN CPC code	31101 Wood, sawn or chipped lengthwise, sliced or peeled, of a thickness exceeding 6 mm, of coniferous wood

### Product details

Name and location of production site(s):	<b>Name of plant:</b> Nivell AB <b>Location:</b> Förrådsgatan 33a, 542 35 Mariestad, Sweden
Technical or actual lifespan	50 years

### Product image



#### Manufacturing process

The wooden joists are delivered at fixed lengths to Nivell. In the plant the joists are drilled and packed together with the other components.

## Product Table

Product Name	Mass in kg	Unit
Nivell System -Acoustic Leveling Floor	2,911	kg

# Content declaration

Product Components	Mass, kg	Post-consumer recycled material, mass-% of products	Biogenic material, mass-% of product	Biogenic material, kg C / declared unit
Wood	2,33E+00	0,00%	35,66%	1,04E+00
Plastic	5,86E-01	0,00%	0,00%	0,00E+00
Total	2,91E+00	0,00%	35,66%	1,04E+00

Packaging Materials	Mass, kg	Mass-% (versus the product)	Biogenic material kg C/declared unit
Plastic	3,00E-02	1,03%	0,00E+00
Paper	1,15E-02	0,40%	5,20E-03
Engineered Wood Products	8,75E-02	3,01%	3,30E-02
Total	1,29E-01	4,43%	3,82E-02

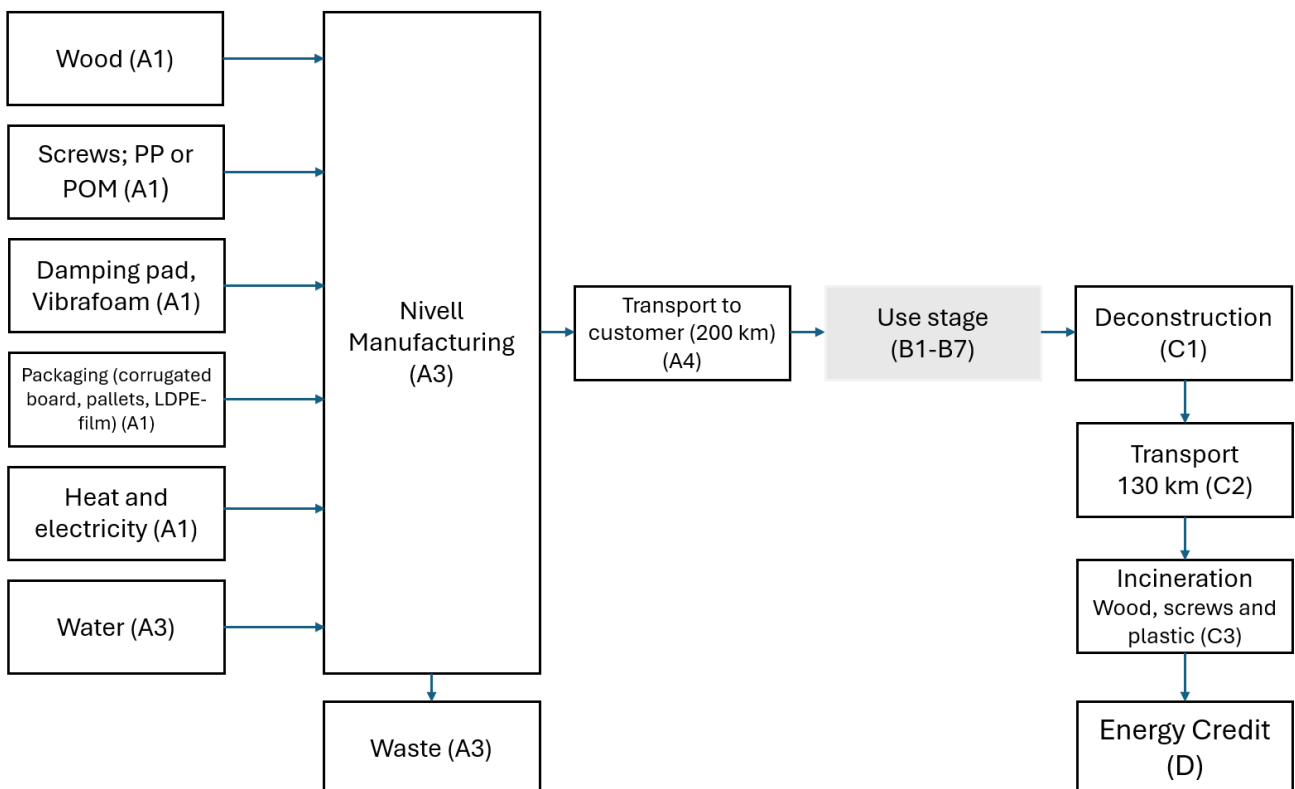
Note: Some totals may not correspond exactly to the sum of separate figures due to rounding.

Dangerous substances from the candidate list of SVHC for Authorisation	EC No.	CAS No.	Weight-% per functional or declared unit
No hazardous materials			

At the date of issue of this declaration, there is no "Substance of Very High Concern" (SVHC) in concentration above 0.1% by weight, and neither does the packaging, following the European REACH regulation (Registration, Evaluation, Authorization and Restriction of Chemicals)

# LCA information

Field	Value
Declared Unit	m2
Conversion Factor to Mass	2.911
Time Representativeness	Data obtained refers to the year 2024
Geographical Scope	Sweden
System Boundary	The system boundaries are set to be "cradle to gate with options" with the modules A1-A3, A4, A5, C1, C2, C3, C4, D
Excluded Modules	B1, B2, B3, B4, B5, B6, B7
Database(s) and LCA Software Used	Ecoinvent 3.11 and EandoX version 1.01
Reference Service Life (RSL)	Not applicable
Characterisation Factors Used	The characterization factors used in this study refer to PCR 2019:14 and EN 15804+A2 (based on EF 3.1).
Allocation Procedures Used	No co-product allocation has been applied since no co-products are generated and therefore allocation has not been relevant.
Cut-off criteria	The general rules for the exclusion of inputs and outputs follows the requirements in EN 15804. No significant cut offs have been made.

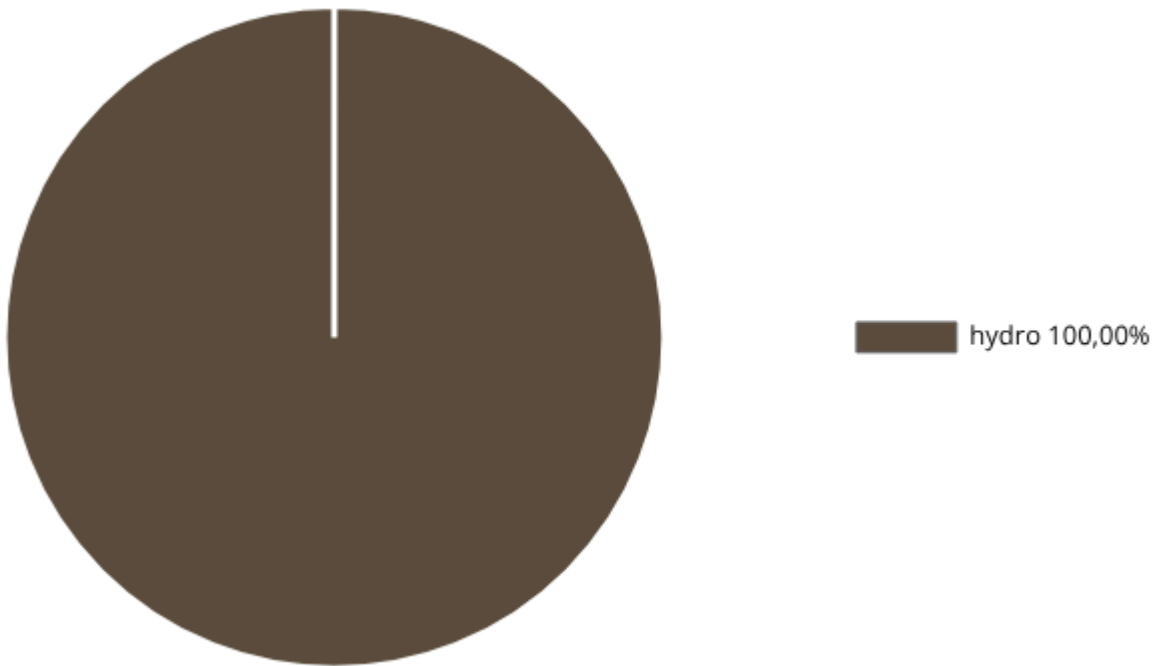









# Energy Breakdown

Electricity used in the manufacturing

Energy Source	Data Source	Year	GWP excl. biogenic [kg CO2-eq/kWh]
Electricity from Hydro Power	Ecoinvent 3.11	2024	4,35E-03

## Breakdown of electricity usage



A1	A2	A3	A4	A5	B1-7	C1-4
Extraction and processing of raw materials	Transport of raw materials	Manufacturing	Transport to end user	Installation on site	User	End of life
						
		Waste		Waste		Waste

### D Benefits and loads beyond the system boundary

A1	Raw material supply	This module considers the extraction and processing of all raw materials, energy, and transportation which occur upstream to the studied manufacturing process, including packaging material.
A2	Transport to the manufacturer	The raw materials are transported to the manufacturing site.
A3	Manufacturing	This module includes all resources used to produce and waste produced. This also includes additives and packaging material.
A4	Transport	Transportation from the manufacturing site to distribution centre and then from the distribution centre to the building site is included. truck: 200km
A5	Construction installation	This module covers all on-site activities required to install the product into the building structure as well as the management, transport, and treatment of any installation waste or packaging residues at the construction site
B1-B7	Use stage	This module considers the use stage of the product.
C1	Deconstruction/Demolition	This stage includes the de-construction and/or demolition of the building.
C2	Transport	This stage represents the transport distance to the waste processing facility.
C3	Waste processing	This stage includes any waste treatment needed.
C4	Final disposal	This includes any material that is landfilled.
D	Benefits	Emission credits obtained from energy recovery.

## System boundaries

	Product stage			Assembly stage		Use stage							End of life stage			Benefits & loads beyond system boundary	
	Raw material supply	Transport to manufacturer	Manufacturing	Transport to building site	Installation into building	Use	Maintenance	Repair	Replacement	Refurbishment	Operational energy use	Operational water use	Demolition	Transport to waste processing	Waste processing for reuse, recovery, recycling	Disposal	Reuse, recovery, recycling potential
	A1	A2	A3	A4	A5	B1	B2	B3	B4	B5	B6	B7	C1	C2	C3	C4	D
Declared	X	X	X	X	X	ND	ND	ND	ND	ND	ND	ND	X	X	X	X	X
Geography	GLO	GLO	SE	SE	SE	-	-	-	-	-	-	-	SE	SE	SE	SE	SE
Specific data used	28.1%			-	-	-	-	-	-	-	-	-	-	-	-	-	-
Variation-Products	+0% / -0%			-	-	-	-	-	-	-	-	-	-	-	-	-	-
Variation-Sites	0%			-	-	-	-	-	-	-	-	-	-	-	-	-	-

X - declared, ND - Not Declared

The results presented for modules A1-A3 alone shall not be used for comparisons unless all relevant life cycle stages, particularly end-of-life (C1-C4), are included. This ensures a more accurate and representative environmental impact assessment over the full product life cycle.

## Declaration of data sources, reference years, and share of primary data

Process	Source type	Source	Reference year	Data category	Share of primary data, of GWP-GHG results for A1-A3
Manufacturing of product	Collected data	EPD owner	2024	Primary data	3,69%
Transportation of raw materials to manufacturing site	Collected data	EPD owner	2024	Primary data	2,19%
Production of components	Collected data	Ecoinvent 3.11, B10130 (Generic LCA report for an EPD generator: Sawmill products, Martin Erlandsson), EPD (EPD-KSI-85.0)	2024-2025	Primary and secondary data	22,21%
Production of packaging	Collected data	Ecoinvent 3.11	2024	Secondary data	0%
Total share of primary data, of GWP-GHG results A1-A3					28.1%

The share of primary data is calculated based on GWP-GHG results. It is a simplified indicator for data quality that supports the use of more primary data, to increase the representativeness of and comparability between EPDs. Note that the indicator does not capture all relevant aspects of data quality and is not comparable across product categories.

### Data quality notes

The EPD is based on the data collected by Nivell System AB over one year from October 2024 to September 2025. The EPD covers only a single product, and the product is manufactured in one single site. Specific data have been collected from suppliers of the components. The end-of-life stage is representative of Sweden. The quality of the relevant data used for the EPD in terms of its time, geography and technology representativeness using EN15804:2012+A2:2019 is mostly very good or good. Fair data was only used for diesel fuel and the sorting process for plastic due to the used geography. No "fair" datasets contributed more than 30% to any declared indicator, and no other "poor" or "very poor" data was used.

### Transport to the building site (A4)

Vehicle type	Distance (km)	Capacity utilization* (%)	Bulk density of transported products (kg/m <sup>3</sup> )	Volume capacity utilisation factor**
Truck-Trailer 40 tonne	200	50,8%	517	1,00

\*Including empty returns

\*\*Factor =1 or <1 or >1 for compressed or nested packaged products

### Installation of the product in the building (A5)

Scenario Information	Unit (expressed per functional unit or per declared unit)
Ancillary materials for installation (specified by material)	None
Water use	None
Other resource use	None
Quantitative description of energy type (regional mix) and consumption during the installation process	Not applicable
Direct emissions at ambient air, soil and water	None

### A5 Waste materials on the building site before waste processing, generated by the product's installation (specified by type)

Name	Type	Weight	Unit (expressed per functional unit or per declared unit)
Plastic	packaging	3,00E-02	kg
Paper	packaging	1,15E-02	kg
Engineered Wood Products	packaging	8,75E-02	kg

### A5 Output materials

Name	Type	Route	Weight	Unit (expressed per functional unit or per declared unit)
Plastic	product	recycling waste	1,65E-02	kg
Paper	product	recycling waste	1,15E-02	kg
Engineered Wood Products	product	recycling waste	8,75E-02	kg
Plastic	product	incineration waste	1,35E-02	kg

## End-of-life (C1-C4)

Scenario information	Unit (expressed per functional unit or per declared unit)
C1: Collection process specified by type	2,91E+00 kg demolition/deconstruction of steel, wood and other materials. Energy carrier: Diesel. Quantity: 1.1 kWh/tonne
C2: Waste transport specified by type	0,00E+00 kg materials not to be incinerated transported for 80 km 2,91E+00 kg materials to be incinerated transported for 130 km
C3: Recovery system specified by type	-
C4: Disposal specified by type	2,33E+00 kg Wood for energy recovery 5,86E-01 kg Plastic for energy recovery
Assumptions for scenario development, e.g. transportation	The transportation is modelled with the same specifications as the truck transportation in module A4, except the transportation distance is assumed to be 80 km for materials not to be incinerated and 130 km for materials to be incinerated.

## Reuse-Recovery-Recycling-potential (D)

Scenario information
The environmental loads and benefits recorded in Module D are based on the specific quantities of materials defined in the bill of materials. This accounting reflects the product's recovery potential at its end-of-life, where incineration of materials facilitate resource efficiency through heat recovery; the resulting exported electricity (EEE) and thermal energy (EET) serve as a credit by reducing the future demand for external energy sources.

# Environmental performance

Potential environmental impact – indicators according to EN 15804+A2

The estimated impact results are only relative statements, which do not indicate the endpoints of the impact categories, exceeding threshold values, safety margins and/or risks. The results of the end-of-life stage (modules C1-C4) should be considered when using the results of the product stage (modules A1-A3).

Results per declared unit: 1 m2									
Indicator	Unit	A1-A3	A4	A5	C1	C2	C3	C4	D
GWP-total	kg CO2 eq	4,98E-01	1,11E-01	1,83E-01	1,16E-03	7,20E-02	0,00E+00	5,54E+00	-8,94E-01
GWP-fossil	kg CO2 eq	4,44E+00	1,11E-01	4,29E-02	1,16E-03	7,20E-02	0,00E+00	1,73E+00	-8,87E-01
GWP-biogenic	kg CO2 eq	-3,94E+00	2,33E-05	1,40E-01	1,59E-07	1,52E-05	0,00E+00	3,81E+00	-3,57E-03
GWP-luluc	kg CO2 eq	1,83E-03	3,67E-05	6,10E-06	1,19E-07	2,38E-05	0,00E+00	8,20E-06	-3,08E-03
ODP	kg CFC11 eq	3,40E-08	2,41E-09	1,25E-10	1,72E-11	1,57E-09	0,00E+00	5,99E-10	-3,90E-08
AP	mol H+ eq	2,01E-02	3,56E-04	3,37E-05	1,04E-05	2,31E-04	0,00E+00	5,66E-04	-1,53E-03
EP-freshwater	kg P eq	4,23E-04	7,56E-06	1,55E-06	3,74E-08	4,92E-06	0,00E+00	1,35E-05	-4,38E-05
EP-marine	kg N eq	4,79E-03	1,21E-04	1,38E-05	4,83E-06	7,84E-05	0,00E+00	3,00E-04	-4,98E-04
EP-terrestrial	mol N eq	4,92E-02	1,30E-03	1,24E-04	5,28E-05	8,47E-04	0,00E+00	2,95E-03	-5,69E-03
POCP	kg NMVOC eq	1,75E-02	5,39E-04	4,35E-05	1,58E-05	3,51E-04	0,00E+00	7,28E-04	-2,01E-03
ADP-minerals & metals <sup>1</sup>	kg Sb-Eq	1,31E+01	3,74E-07	3,34E-08	4,27E-10	2,43E-07	0,00E+00	9,66E-08	-1,40E-06
ADP-fossil <sup>1</sup>	MJ	7,48E+01	2,16E+00	1,16E-01	1,53E-02	1,40E+00	0,00E+00	3,87E-01	-2,41E+01
WDP <sup>1</sup>	m <sup>3</sup>	9,26E-01	8,42E-03	1,75E-03	3,89E-05	5,47E-03	0,00E+00	1,04E-01	-2,53E-01
Acronyms	<b>GWP-fossil:</b> Global Warming Potential fossil fuels; <b>GWP-biogenic:</b> Global Warming Potential biogenic; <b>GWP-luluc:</b> Global Warming Potential land use and land use change; <b>ODP:</b> Depletion potential of the stratospheric ozone layer; <b>AP:</b> Acidification potential, Accumulated Exceedance; <b>EP-freshwater:</b> Eutrophication potential, fraction of nutrients reaching freshwater end compartment; <b>EP-marine:</b> Eutrophication potential, fraction of nutrients reaching marine end compartment; <b>EP-terrestrial:</b> Eutrophication potential, Accumulated Exceedance; <b>POCP:</b> Formation potential of tropospheric ozone; <b>ADP-minerals&amp;metals:</b> Abiotic depletion potential for non-fossil resources; <b>ADP-fossil:</b> Abiotic depletion for fossil resources potential; <b>WDP:</b> Water (user) deprivation potential, deprivation-weighted water consumption								

<sup>1</sup>The results of this environmental impact indicator shall be used with care as the uncertainties on these results are high or as there is limited experience with the indicator.

## Use of resources

Option A has been selected in calculating the primary energy indicators. Under this option, the energy is recorded as an input in the module where it enters the product system (A1–A3) and as an equivalent output in the module where it exits the system (A5 for packaging content and C3 and/or C4 for product content), whether it is transferred to another product system or treated as waste.

Results per declared unit: 1 m2									
Indicator	Unit	A1-A3	A4	A5	C1	C2	C3	C4	D
PERE	MJ	1,37E+01	6,08E-01	1,34E+00	9,42E-05	3,95E-01	0,00E+00	3,98E+01	-4,10E+00
PERM	MJ	4,11E+01	0,00E+00	-1,33E+00	0,00E+00	0,00E+00	0,00E+00	-3,98E+01	0,00E+00
PERT	MJ	5,48E+01	6,08E-01	1,76E-02	9,42E-05	3,95E-01	0,00E+00	1,31E-02	-4,10E+00
PENRE	MJ	5,49E+01	2,16E+00	1,44E+00	1,53E-02	1,40E+00	0,00E+00	1,90E+01	-2,41E+01
PENRM	MJ	1,99E+01	0,00E+00	-1,32E+00	0,00E+00	0,00E+00	0,00E+00	-1,86E+01	0,00E+00
PENRT	MJ	7,48E+01	2,16E+00	1,16E-01	1,53E-02	1,40E+00	0,00E+00	3,87E-01	-2,41E+01
SM	kg	1,40E-03	0,00E+00	0,00E+00	0,00E+00	0,00E+00	0,00E+00	0,00E+00	0,00E+00
RSF	MJ	0,00E+00	0,00E+00	0,00E+00	0,00E+00	0,00E+00	0,00E+00	0,00E+00	0,00E+00
NRSF	MJ	0,00E+00	0,00E+00	0,00E+00	0,00E+00	0,00E+00	0,00E+00	0,00E+00	0,00E+00
FW	m <sup>3</sup>	6,37E-03	1,96E-04	1,04E-05	3,71E-08	1,27E-04	0,00E+00	1,64E-04	-6,96E-04
Acronyms	<b>PERE:</b> Use of renewable primary energy excluding renewable primary energy resources used as raw materials; <b>PERM:</b> Use of renewable primary energy resources used as raw materials; <b>PERT:</b> Total use of renewable primary energy resources; <b>PENRE:</b> Use of non-renewable primary energy excluding non-renewable primary energy resources used as raw materials; <b>PENRM:</b> Use of non-renewable primary energy resources used as raw materials; <b>PENRT:</b> Total use of non-renewable primary energy re-sources; <b>SM:</b> Use of secondary material; <b>RSF:</b> Use of renewable secondary fuels; <b>NRSF:</b> Use of non-renewable secondary fuels; <b>FW:</b> Use of net fresh water								

## Additional mandatory and voluntary impact category indicators

Results per declared unit: 1 m2									
Indicator	Unit	A1-A3	A4	A5	C1	C2	C3	C4	D
GWP-GHG	kg CO2 eq	4,44E+00	1,11E-01	4,33E-02	1,16E-03	7,20E-02	0,00E+00	1,73E+00	-8,91E-01
PM	Disease incidence	2,93E-07	7,18E-09	1,07E-09	2,96E-10	4,67E-09	0,00E+00	4,78E-09	-1,50E-08
IRP <sup>2</sup>	kBq U235 eq.	1,57E-01	1,87E-03	5,65E-04	6,44E-06	1,22E-03	0,00E+00	7,97E-04	-8,76E-01
ETP-fw <sup>1</sup>	CTUe	1,96E+01	2,06E-01	3,84E-02	8,19E-04	1,34E-01	0,00E+00	8,63E-01	-6,90E-01
HTP-c <sup>1</sup>	CTUh	7,63E-10	2,00E-11	6,79E-12	1,18E-13	1,30E-11	0,00E+00	9,37E-11	-1,73E-10
HTP-nc <sup>1</sup>	CTUh	2,53E-08	8,53E-10	1,11E-10	1,87E-12	5,55E-10	0,00E+00	5,53E-09	-3,47E-09
SQP <sup>1</sup>	Dimensionless	3,31E+02	9,28E-01	6,68E-02	1,00E-03	6,03E-01	0,00E+00	9,43E-02	-8,51E+00
Acronyms	<b>GWP-GHG:</b> global warming potential - greenhouse gases; <b>PM:</b> particulate matter; <b>IRP:</b> ionizing radiation potential; <b>ETP-fw:</b> ecotoxicity potential - freshwater; <b>HTP-c:</b> human toxicity potential - cancer; <b>HTP-nc:</b> human toxicity potential - non-cancer; <b>SQP:</b> smog formation potential								

The GWP-GHG indicator is identical to GWP-total except that the characterisation factor (CF) for biogenic CO2 is set to zero. This means that the uptake and emissions of biogenic CO2 are "balanced out" already in modules A1 and A3, instead of in modules A5 (for packaging) or modules C3 and/or C4 (for the product). The results over the entire product life cycle, from module A to C, are thus identical for GWP-GHG and GWP-total unless some of the uptake of biogenic CO2 is released as another greenhouse gas (e.g., CH4). In the context of Norwegian public procurement legislation, GWP-GHG is also referred to as GWP-IOBC.

<sup>1</sup> The results of this environmental impact indicator shall be used with care as the uncertainties on these results are high or as there is limited experience with the indicator.

<sup>2</sup> This impact category deals mainly with the eventual impact of low dose ionizing radiation on human health of the nuclear fuel cycle. It does not consider effects due to possible nuclear accidents, occupational exposure nor due to radioactive waste disposal in underground facilities. Potential ionizing radiation from the soil, from radon and from some construction materials is also not measured by this indicator.

## Waste indicators

Results per declared unit: 1 m2									
Indicator	Unit	A1-A3	A4	A5	C1	C2	C3	C4	D
HWD	kg	4,06E+00	1,59E-03	2,76E-02	2,75E-03	1,03E-03	0,00E+00	6,35E-01	-4,49E-01
NHWD	kg	1,30E+01	1,71E-02	3,22E-04	8,91E-03	1,11E-02	0,00E+00	0,00E+00	-1,45E+00
RWD	kg	3,16E-04	0,00E+00	1,33E-07	1,58E-09	0,00E+00	0,00E+00	1,70E-07	-1,86E-04
Acronyms	<b>HW:</b> Hazardous waste disposed; <b>NHW:</b> Non-hazardous waste disposed; <b>RW:</b> Radioactive waste disposed								

## Output flow indicators

Results per declared unit: 1 m2									
Indicator	Unit	A1-A3	A4	A5	C1	C2	C3	C4	D
CRU	kg	0,00E+00	0,00E+00	0,00E+00	0,00E+00	0,00E+00	0,00E+00	0,00E+00	0,00E+00
MFR	kg	0,00E+00	0,00E+00	0,00E+00	0,00E+00	0,00E+00	0,00E+00	0,00E+00	0,00E+00
MER	kg	0,00E+00	0,00E+00	0,00E+00	0,00E+00	0,00E+00	0,00E+00	0,00E+00	0,00E+00
EEE	MJ	0,00E+00	0,00E+00	0,00E+00	0,00E+00	0,00E+00	0,00E+00	6,76E+00	0,00E+00
EET	MJ	0,00E+00	0,00E+00	0,00E+00	0,00E+00	0,00E+00	0,00E+00	1,34E+01	0,00E+00
Acronyms	<b>CRU:</b> Components for reuse; <b>MFR:</b> Materials for recycling; <b>MER:</b> Materials for energy recovery; <b>EEE:</b> Exported electric energy; <b>EET:</b> Exported thermal energy								

## Information on biogenic carbon content

Parameter	Unit	Value
Biogenic carbon content in product	kg C	1,04E+00
Biogenic carbon content in the accompanying packaging	kg C	3,82E-02

# Abbreviations

## General Abbreviations

EN	European Norm (Standard)	EPD	Environmental Product Declaration
EF	Environmental Footprint	GPI	General Programme Instructions
ISO	International Organization for Standardization	LCA	Life Cycle Assessment
PCR	Product Category Rules	c-PCR	Complementary Product Category Rules
CEN	European Committee for Standardization	CLC	Co-location centre
CPC	Central Product Classification	GHS	Globally harmonized system of classification and labelling of chemicals
GRI	Global Reporting Initiative		

## Environmental Impact Indicators (EN 15804)

GHG	Greenhouse gas	GWP	Global Warming Potential (kg CO <sub>2</sub> eq.)
GWP-fossil	Global Warming Potential from fossil sources (kg CO <sub>2</sub> eq.)	GWP-biogenic	Global Warming Potential from biogenic sources (kg CO <sub>2</sub> eq.)
GWP-luluc	Global Warming Potential from land use and land use change (kg CO <sub>2</sub> eq.)	GWP-total	Total Global Warming Potential (kg CO <sub>2</sub> eq.)
GWP-GHG	Global Warming Potential for greenhouse gases (kg CO <sub>2</sub> eq.)	ODP	Ozone Depletion Potential (kg CFC-11 eq.)
AP	Acidification Potential (mol H <sup>+</sup> eq.)	EP	Eutrophication Potential
EP-freshwater	Freshwater eutrophication potential (kg P eq.)	EP-marine	Marine eutrophication potential (kg N eq.)
EP-terrestrial	Terrestrial eutrophication potential (mol N eq.)	POCP	Photochemical Ozone Creation Potential (kg NMVOC eq.)
ADP	Abiotic Depletion Potential	ADP-minerals&metals	Abiotic depletion potential for non-fossil resources (kg Sb eq.)
ADP-fossil	Abiotic depletion potential for fossil resources (MJ)	WDP	Water Deprivation Potential (m <sup>3</sup> )

## Resource Use Indicators

PERE	Use of renewable primary energy excluding renewable primary energy resources used as raw materials (MJ)	PERM	Use of renewable primary energy resources used as raw materials (MJ)
PERT	Total use of renewable primary energy resources (MJ)	PENRE	Use of non-renewable primary energy excluding non-renewable primary energy resources used as raw materials (MJ)
PENRM	Use of non-renewable primary energy resources used as raw materials (MJ)	PENRT	Total use of non-renewable primary energy resources (MJ)
SM	Use of secondary material (kg)	RSF	Use of renewable secondary fuels (MJ)
NRSF	Use of non-renewable secondary fuels (MJ)	FW	Use of net fresh water (m <sup>3</sup> )

# Abbreviations continued

## Waste Indicators

HW	Hazardous Waste (disposed) (kg)	NHW	Non-Hazardous Waste (disposed) (kg)
RW	Radioactive Waste (disposed) (kg)		

## Output Flow Indicators

CFR	Components for Reuse (kg)	MR	Material for Recycling (kg)
MER	Materials for Energy Recovery (kg)	EEE	Exported Energy, Electricity (MJ)
EET	Exported Energy, Thermal (MJ)		

## Lifecycle Stages / Modules

A1	Raw material supply	A2	Transport
A3	Manufacturing	A4	Transport to site
A5	Construction/Installation	B1	Use
B2	Maintenance	B3	Repair
B4	Replacement	B5	Refurbishment
B6	Operational energy use	B7	Operational water use
C1	Deconstruction/Demolition	C2	Transport to waste processing
C3	Waste processing	C4	Disposal
D	Reuse-Recovery-Recycling potential		

## Other Relevant Terms

SVHC	Substances of Very High Concern	EC No.	European Community Number
CAS No.	Chemical Abstracts Service Number	MJ	Megajoule
kg	Kilogram	m <sup>3</sup>	Cubic Meter
NM VOC	Non-Methane Volatile Organic Compounds	Sb eq.	Antimony Equivalents
RC	Recycling	LF	Landfill
P eq.	Phosphorus Equivalents	N eq.	Nitrogen Equivalents
CFC-11 eq.	Chlorofluorocarbon-11 Equivalents	CO <sub>2</sub> eq.	Carbon Dioxide Equivalents
kg C	Kilograms of Carbon	kg CO <sub>2</sub> eq.	Kilograms of Carbon Dioxide Equivalent
ND	Not Declared	INC	Incineration
MND	Module not declared		

# References

- EN 15804:2012+A2  
Sustainability of construction works – Environmental product declaration – Core rules for the product category of constructions products
- EPD International (2024)  
General Programme Instructions of the International EPD System, version 5.0
- ISO 14020:2022  
International Standard ISO 14020 – Environmental statements and programmes for products – Principles and general requirements
- ISO 14025:2006  
International Standard ISO 14025 – Environmental labels and declarations — Type III environmental declarations — Principles and procedures
- ISO 14040:2006  
International Standard ISO 14040: Environmental Management – Life cycle assessment – Principles and framework. Second edition 2006-07-01.
- ISO 14044:2006  
International Standard ISO 14044: Environmental Management – Life cycle assessment – Requirements and Guidelines.
- c-PCR-006 Wood and wood-based products for use in construction (EN 16485)

# Version history

Original version (2026-04-13)

# Contact Info

## EPD owner

Name Nivell System  
Email [info@nivellsystem.se](mailto:info@nivellsystem.se)  
Telephone +4650171590  
Address



## LCA author

Name Magnus Lundqvist  
Email [magnus.lundqvist@vibisol.se](mailto:magnus.lundqvist@vibisol.se)  
Telephone +46735203081  
Address



## Third party verifier

Name Vijay Thakur, Eco-Assure Verification & Advisory  
Email [vijay.thakur@ecoassurance.in](mailto:vijay.thakur@ecoassurance.in)  
Telephone +91 83692 24474  
Address



## Program operator

Name EPD International AB  
Email [support@environdec.com](mailto:support@environdec.com)  
Telephone +46 (0)73 311 30 20  
Address SE-11427 Stockholm, Sweden

